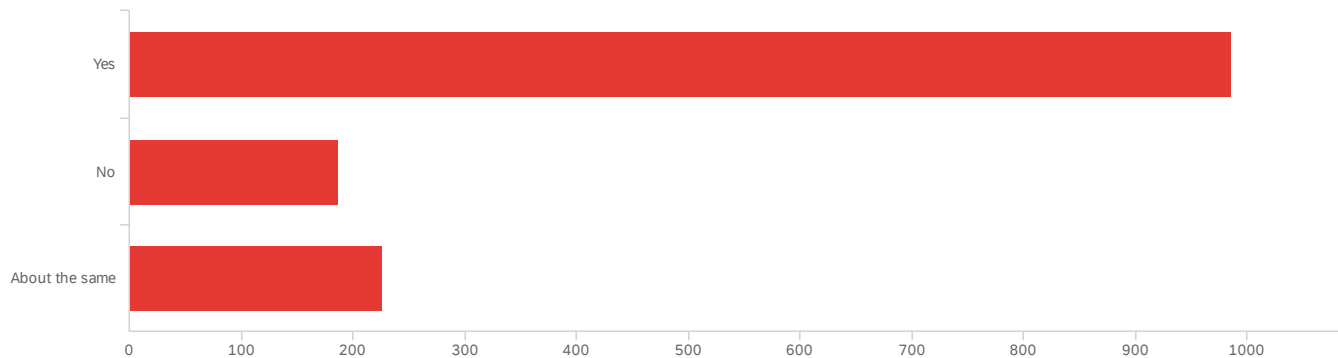


Default Report

Equitable Access Student Experience

November 30, 2020 10:09 AM PST

Q1 - Was Equitable Access easier than shopping for textbooks on your own?

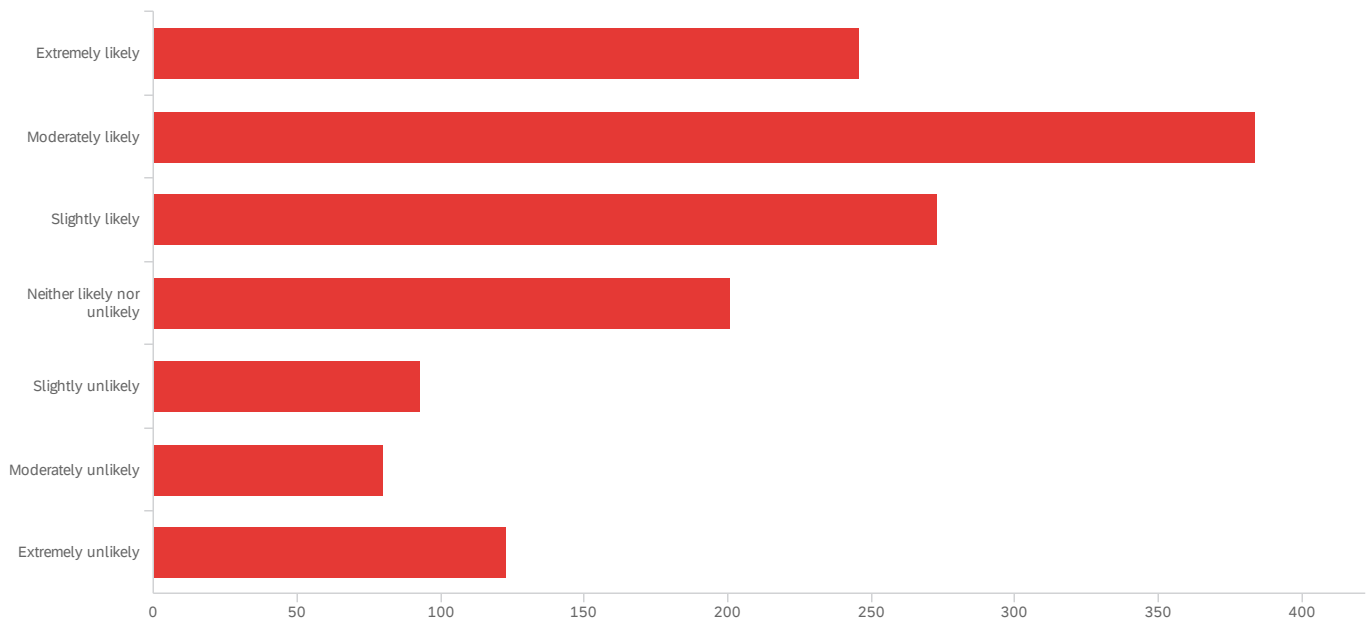


#	Field	Minimum	Maximum	Mean	Std Deviation	Variance	Count
1	Was Equitable Access easier than shopping for textbooks on your own?	1.00	3.00	1.46	0.76	0.57	1,399

#	Field	Choice Count
1	Yes	70.48% 986
2	No	13.37% 187
3	About the same	16.15% 226
		1399

Showing rows 1 - 4 of 4

Q2 - How likely are you to recommend Equitable Access to other students?

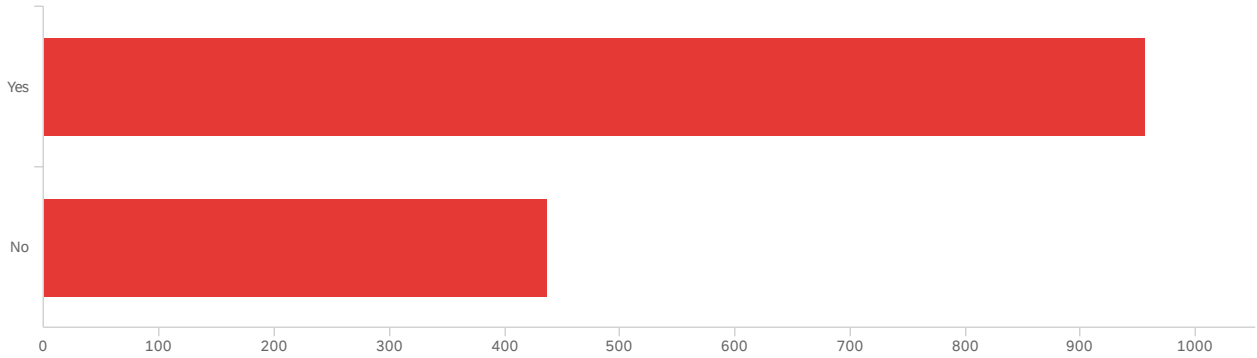


#	Field	Minimum	Maximum	Mean	Std Deviation	Variance	Count
1	How likely are you to recommend Equitable Access to other students?	1.00	7.00	3.17	1.81	3.28	1,400

#	Field	Choice Count
1	Extremely likely	17.57% 246
2	Moderately likely	27.43% 384
3	Slightly likely	19.50% 273
4	Neither likely nor unlikely	14.36% 201
5	Slightly unlikely	6.64% 93
6	Moderately unlikely	5.71% 80
7	Extremely unlikely	8.79% 123
		1400

Showing rows 1 - 8 of 8

Q3 - Did you feel free to choose classes without worrying about textbook prices, knowing that all of your books were included for \$199?



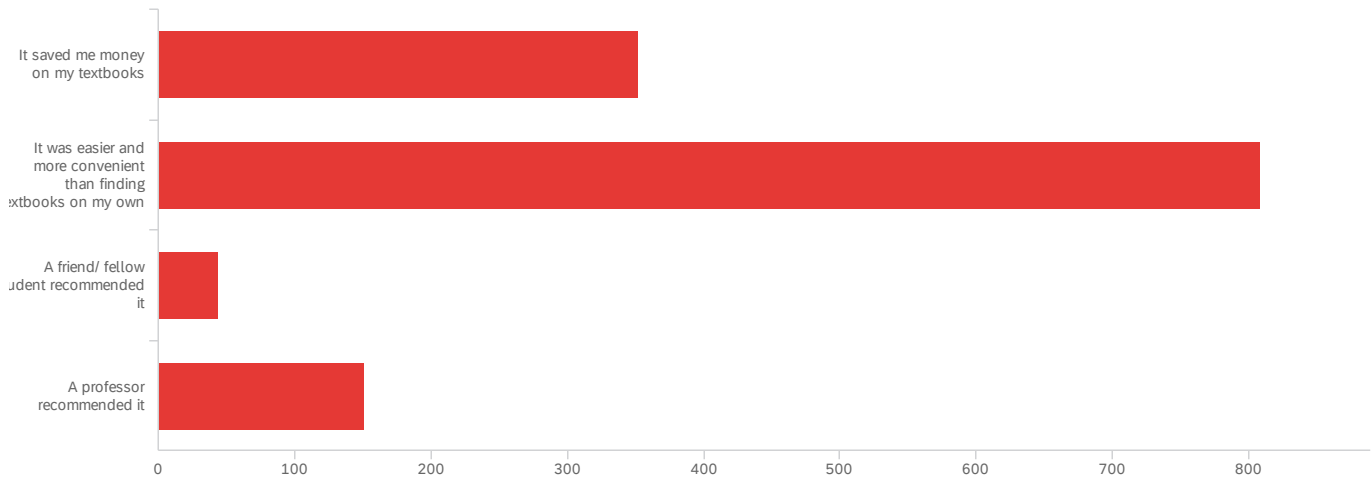
#	Field	Minimum	Maximum	Mean	Std Deviation	Variance	Count
1	Did you feel free to choose classes without worrying about textbook prices, knowing that all of your books were included for \$199?	1.00	2.00	1.31	0.46	0.22	1,394

#	Field	Choice Count
1	Yes	68.65% 957
2	No	31.35% 437

1394

Showing rows 1 - 3 of 3

Q4 - What was your primary reason for remaining in Equitable Access?



#	Field	Minimum	Maximum	Mean	Std Deviation	Variance	Count
1	What was your primary reason for remaining in Equitable Access?	1.00	4.00	2.00	0.86	0.74	1,356

#	Field	Choice Count
1	It saved me money on my textbooks	25.96% 352
2	It was easier and more convenient than finding textbooks on my own	59.66% 809
3	A friend/ fellow student recommended it	3.24% 44
4	A professor recommended it	11.14% 151
		1356

Showing rows 1 - 5 of 5

End of Report