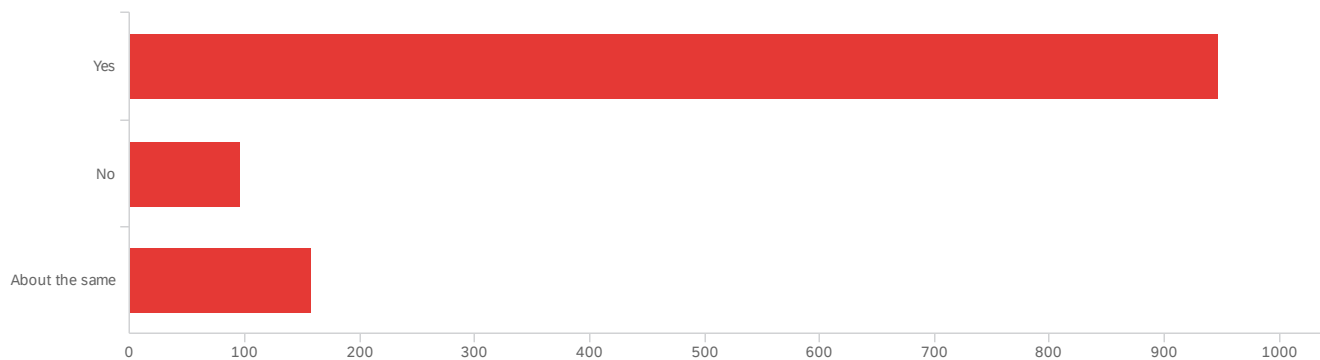


Default Report

Equitable Access Spring Student Experience

September 22, 2021 12:49 PM PDT

Q1 - Was Equitable Access easier than shopping for textbooks on your own?

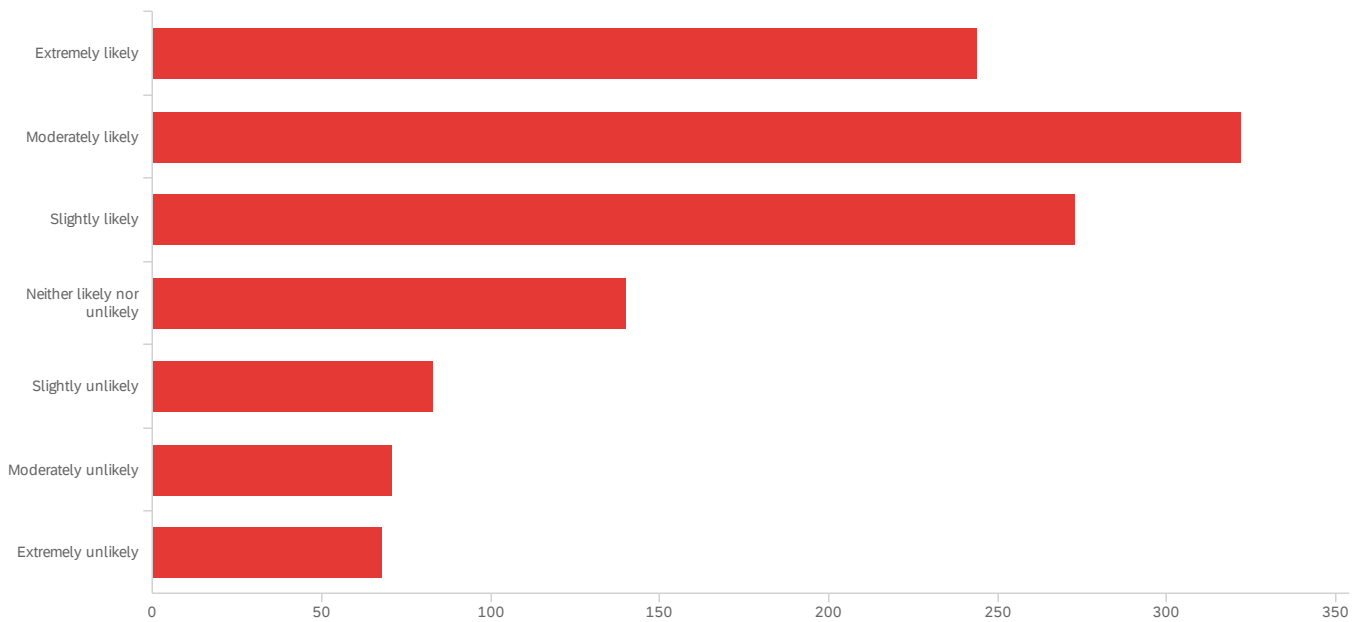


#	Field	Minimum	Maximum	Mean	Std Deviation	Variance	Count
1	Was Equitable Access easier than shopping for textbooks on your own?	1.00	3.00	1.34	0.70	0.49	1,201

#	Field	Choice Count
1	Yes	78.85% 947
2	No	7.99% 96
3	About the same	13.16% 158
		1201

Showing rows 1 - 4 of 4

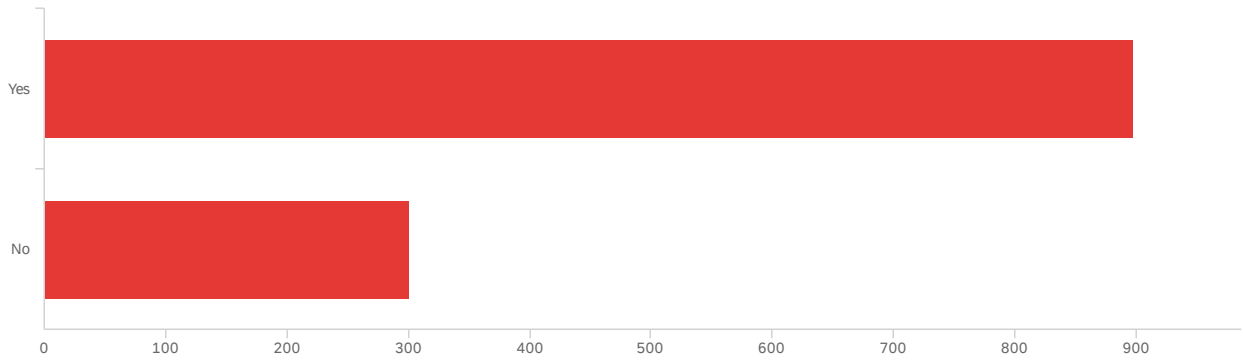
Q2 - How likely are you to recommend Equitable Access to other students?



#	Field	Choice Count
1	Extremely likely	20.32% 244
2	Moderately likely	26.81% 322
3	Slightly likely	22.73% 273
4	Neither likely nor unlikely	11.66% 140
5	Slightly unlikely	6.91% 83
6	Moderately unlikely	5.91% 71
7	Extremely unlikely	5.66% 68
		1201

Showing rows 1 - 8 of 8

Q3 - Did you feel free to choose classes without worrying about textbook prices, knowing that all of your books were included for \$199?

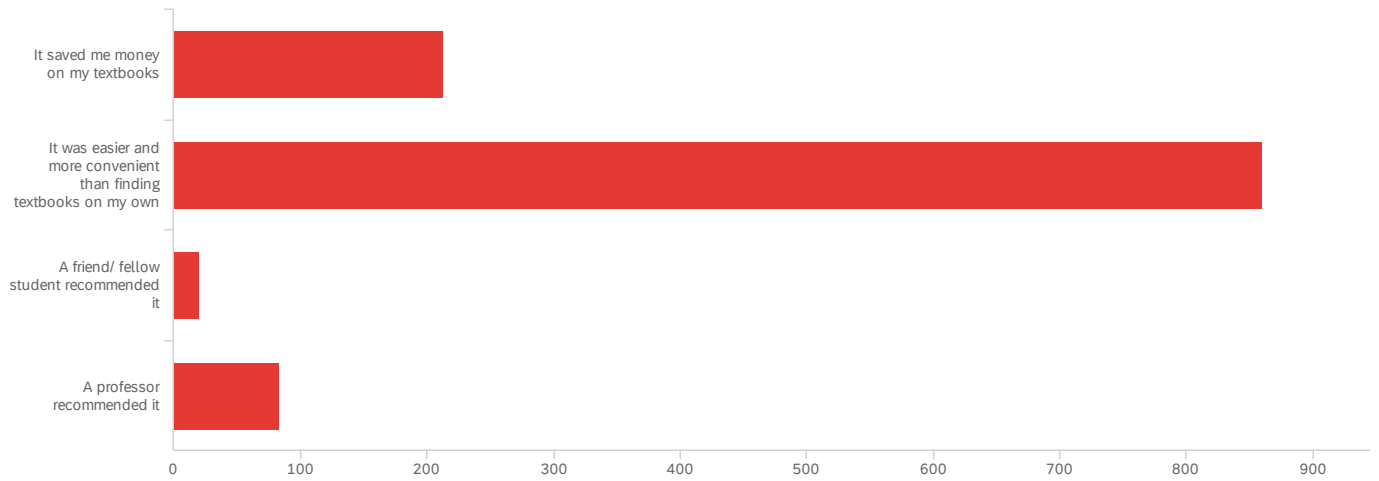


#	Field	Choice Count
1	Yes	74.90% 898
2	No	25.10% 301

1199

Showing rows 1 - 3 of 3

Q4 - What was your primary reason for remaining in Equitable Access?



#	Field	Choice Count
1	It saved me money on my textbooks	18.11% 213
2	It was easier and more convenient than finding textbooks on my own	73.13% 860
3	A friend/ fellow student recommended it	1.70% 20
4	A professor recommended it	7.06% 83

1176

Showing rows 1 - 5 of 5

End of Report